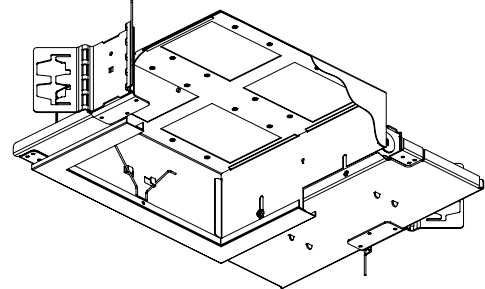


CATALOG NUMBER	TYPE
PROJECT	

PRECISION MODULE – 9" (2 X 2) NEW CONSTRUCTION HOUSING

SERIES MT9



Ordering Matrix - Housing

Housing	Size	Type	Trim	
<input type="text"/>	<input type="text"/> X <input type="text"/>	<input type="text"/>	<input type="text"/>	
MT9 = 9" Housing	2X2 = 2W X 2L (four cells)	N = New Construction	T = Trim O = Trimless	Modules See Pg 2

Housing Ordering Example (*housing – size – type – trim + modules*): MT9-2X2-N-T + module ordering code

Product Details

Description: Specification grade multiple module fixture that allows you to combine varying lamp wattage, type, and aiming from module to module within the same housing. These versatile luminaires are the perfect solution for better retail and commercial applications where high performance and maximum adjustability are important.

Housing: Housing is die formed 20 gauge steel with black abrasion resistant powder coat paint finish. Four black hex head philips screws attach the housing to frame. The four slots adjust to variable ceiling thickness.

Frame: Frame is 16 gauge steel with two built in universal hanger bar brackets, one located on each end.
 Large J-Box attached to frame has seven 1/2" knockouts.
 Luminaire system thermal protector located on junction box

Trim: Decorative white finish trim with two torsion springs or trimless option available.

Housing Dimensions: 2 X 2 = 18 1/8" L x 18 1/8" W x 8 3/8" H.
 Total height with module(s) is 12 5/8".

Listings: UL & CUL Listed. Non-IC Rated. Listed for Branch Wiring.
 Thermal Protector located on junction box meets NEC, UL and CSA requirements.

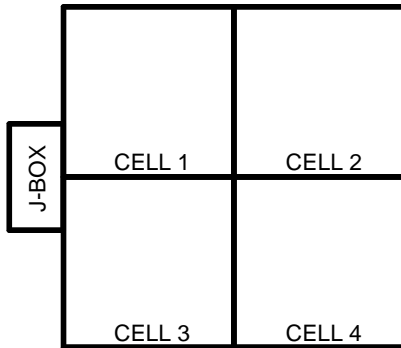
Specification Features

- Trimless option allows the fixture to blend into the ceiling.
- The 9" housing has a selection of seven different modules that fit within the same housing.
- Universal hanger bar brackets allow the luminaire to be used with all new construction ceiling types.
- 2 year W2 Architectural Lighting product warranty.
- Contact factory for dual-circuited and special configuration options.

The full catalog number for the precision module consists of ordering information for both the housing and module selection.

CATALOG NUMBER	TYPE
PROJECT	

PRECISION MODULE - 9" (2 X 2) NEW CONSTRUCTION HOUSING **SERIES MT9**



Module Ordering Matrix (same module in every cell)

	Module Configuration	Cells 1, 2, 3, 4	Voltage
	[]	[]	[]
Housing See Pg 1	S = Single Type	T35N T35W T70N T70W	CR30 CR38 PR38
			G = 120V F = 277V



Module Ordering Example (*configuration + module + voltage*): ST70NG

Module Ordering Matrix (mixed module selection)

	Module Configuration	Cell 1	Cell 2	Cell 3	Cell 4	Voltage	
	[]	[]	[]	[]	[]	[]	
Housing See Pg 1	M = Mixed Type	T35N T35W T70N T70W	CR30 CR38 PR38	T35N T35W T70N T70W	CR30 CR38 PR38	T35N T35W T70N T70W	CR30 CR38 PR38
						G = 120V F = 277V	

Module Ordering Example (*configuration + modules + voltage*) : MT70NT70WT70WT70NF

Module Selection

Module	Model Number	Description	Ordering Code
	MT-CDMT6-35N MT-CDMT6-35W MT-CDMT6-70N MT-CDMT6-70W MT-CDMPAR30-70 MT-CDMPAR38-100	39W T6 Metal Halide Narrow Beam (10°) 39W T6 Metal Halide Wide Beam (40°) 70W T6 Metal Halide Narrow Beam (10°) 70W T6 Metal Halide Wide Beam (40°) 70W PAR30 Metal Halide 100W PAR38 Metal Halide	T35N T35W T70N T70W CR30 CR38
	MT-PAR38	100W (MAX) PAR38 Medium Skirt Incandescent* * = 120V only.	PR38