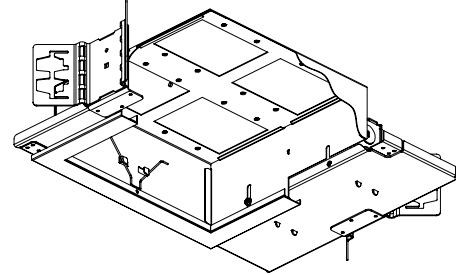


CATALOG NUMBER	TYPE
PROJECT	

PRECISION MODULE – 7" (2 X 2) NEW CONSTRUCTION HOUSING **SERIES MT7**



Ordering Matrix - Housing

Housing	Size	Type	Trim	
<input type="text"/>	<input type="text"/> X <input type="text"/>	<input type="text"/>	<input type="text"/>	
MT7 = 7" Housing	2X2 = 2L X 2W (four cell)	N = New Construction	T = Trim O = Trimless	Modules See Pg 2

Housing Ordering Example (*housing – size – type – trim + modules*): MT7-2X2-N-T + module ordering code

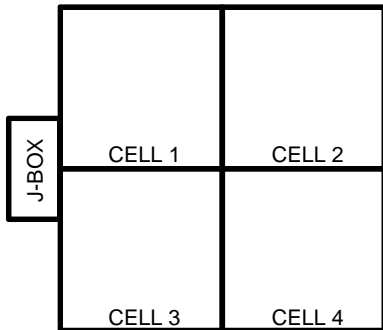
Product Details	
Description:	Specification grade multiple module fixture that allows you to combine varying lamp wattage, type, and aiming from module to module within the same housing. These versatile luminaires are the perfect solution for better retail and commercial applications where high performance and maximum adjustability are important.
Housing:	Housing is die formed 20 gauge steel with black abrasion resistant powder coat paint finish. Four black hex head philips screws attach the housing to frame. The four slots adjust to variable ceiling thickness.
Frame:	Frame is 16 gauge steel with two built in universal hanger bar brackets located on each end. Large J-Box attached to frame has seven 1/2" knockouts. Luminaire system thermal protector located on junction box.
Trim:	Decorative white finish trim with two torsion springs or trimless option available.
Housing Dimensions:	2 X 2 = 14 1/2" L x 14 1/2" W x 7 5/8" H Total height with module(s) is 11 3/8".
Listings:	UL & CUL Listed. Non-IC Rated. Listed for Branch Wiring. Thermal Protector located on junction box meets NEC, UL and CSA requirements.

Specification Features
<ul style="list-style-type: none"> Trimless option allows the fixture to blend into the ceiling. The 7" housing accepts AR111, PAR36 & PAR30 module types. Universal hanger bar brackets allow the luminaire to be used with all new construction ceiling types. 2 year W2 Architectural Lighting product warranty. Contact factory for dual-circuited and special configuration options.

The full catalog number for the precision module consists of ordering information for both the housing and module selection.

CATALOG NUMBER	TYPE
PROJECT	

PRECISION MODULE - 7" (2 X 2) NEW CONSTRUCTION HOUSING **SERIES MT7**



Module Ordering Matrix (same module in every cell)

	Module Configuration	Cells 1, 2, 3, 4	Voltage
	[]	[]	[]
Housing See Pg 1	S = Single Type	AR11 PR30	G = 120V



Module Ordering Example (*configuration + module + voltage*): SPR30G

Module Ordering Matrix (mixed module selection)

	Module Configuration	Cell 1	Cell 2	Cell 3	Cell 4	Input Voltage
	[]	[]	[]	[]	[]	[]
Housing See Pg 1	M = Mixed Type	AR11 PR30	AR11 PR30	AR11 PR30	AR11 PR30	G = 120V

Module Ordering Example (*configuration + modules + voltage*): MAR11PR30PR30AR11G

Module Selection

Module	Model Number	Description	Ordering Code
	MT-AR111 MT-PAR36	75W (Max) AR111 Low Voltage Lamp 50W (Max) PAR36 Low Voltage Lamp	AR11
	MT-PAR30	75W (MAX) PAR30 Medium Base Incandescent	PR30