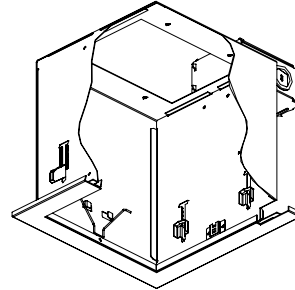


CATALOG NUMBER	TYPE
PROJECT	

PRECISION MODULE – 7" (1 X 1) REMODELING HOUSING **SERIES MT7**



Ordering Matrix - Housing				
Housing	Size	Type	Trim	
<input type="text"/>	<input type="text"/> X <input type="text"/>	<input type="text"/>	<input type="text"/>	
MT7 = 7" Housing	1X1 = 1W X 1L (one cell)	R = Remodeling Housing	T = Trim O = Trimless	Modules See Pg 2

Housing Ordering Example (*housing – size – type – trim + module*): MT7-1X1-R-T + module ordering code

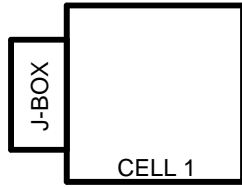
Product Details	
Description:	Specification grade single module fixture that allows you to vary aiming position so that the aiming module is either below the ceiling plane or stays within the housing. This versatile luminaire is the perfect solution for better retail and commercial applications where high performance and maximum adjustability are important.
Housing:	Housing is die formed 20 gauge steel with black abrasion resistant powder coat paint finish. Four height adjusting mounting clips allow for ceiling thickness of 3/8" to 1 1/2". J-Box attached to housing has four 1/2" knockouts. Luminaire system thermal protector located on junction box.
Trim:	Decorative white finish trim with two torsion springs or trimless option available.
Housing Dimensions:	1 X 1 = 7 1/4" L x 7 1/4" W x 7 5/8" H Total height with module(s) is 11 3/8".
Listings:	UL & CUL Listed. Non-IC Rated. Listed for Branch Wiring. Thermal Protector located on junction box meets NEC, UL and CSA requirements.

Specification Features
<ul style="list-style-type: none"> Trimless option allows the fixture to blend into the ceiling. The 7" housing accepts AR111, PAR36 & PAR30 module types. Universal height adjusting integral mounting clips attach to most commercial ceiling types. 2 year W2 Architectural Lighting product warranty. Contact factory for dual-circuited and special configuration options.

The full catalog number for the precision module consists of ordering information for both the housing and module selection.

CATALOG NUMBER	TYPE
PROJECT	

PRECISION MODULE – 7" (1 X 1) REMODELING HOUSING **SERIES MT7**





Module Ordering Matrix (same module in every cell)

	Module Configuration	Cell 1	Input Voltage
	□	□	□
Housing See Pg 1	S = Single Type	AR11 PR30	G = 120V

Module Ordering Example (*configuration + module + voltage*): SPR30G

Module Selection

Module	Model Number	Description	Ordering Code
	MT-AR111 MT-PAR36	75W (Max) AR111 Low Voltage Lamp 50W (Max) PAR36 Low Voltage Lamp	AR11
	MT-PAR30	75W (MAX) PAR30 Medium Base Incandescent	PR30