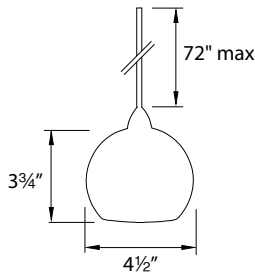


RHEA – model: G599

European Collection Glass Pendant

WAC LIGHTING
Responsible Lighting®



Fixture Type:

Catalog Number:

Project:

Location:

PRODUCT DESCRIPTION

The white Rhea is mouth blown cased glass with a soda dip resulting in a unique air bubble effect, giving the glass a textured look with a smooth, glossy surface. The blue Rhea is mouth blown cased glass, textured and mottled with various size and color frits, incorporating lightly saturated hues and subtle textures that vary in shade and intensity with changes in light.

FEATURES

- Available in LED or Halogen
- Can be used on canopies, all Quick Connect™, line voltage, rail and track systems
- All socket sets include 72" wire that may be cut in the field
- 5 year WAC Lighting product warranty
- UL & CUL Listed

CONSTRUCTION

- **Shade:** Mouth blown cased glass, textured and mottled with color frits
- **Socket Set:** Aluminum w/clear glass lens
- **MP Canopy:** Steel
- **Adapters – Solorail™, Duorail™:** Copper
- **Adapters – 120V Track, Flexrail1™:** Polycarbonate

COMPATIBLE SYSTEMS

Canopy (MP)

LED or Low Voltage Halogen lamp

Includes:

- Shade
- Quick Adjust™ Canopy (shown)
- Socket Set
- Lamp



The patent pending Quick Adjust™ Canopy has an adjustable cable that stores inside the canopy housing for easy in-field height adjustments.

Sold as a complete unit with a single Order Number, no adapters needed.

Quick Connect™ (QP)

LED or Low Voltage Halogen lamp

Includes:

- Shade
- Threaded Male Connector (shown)
- Socket Set
- Lamp



For use on 120V Track, Solorail™, Duorail™, and Flexrail1™ with proper Quick Connect™ adapter (sold separately).

Can also be used on any Quick Connect™ Canopy (sold separately) no adapter needed.

Threaded Male Connector easily joins with all Quick Connect™ Adapters and Canopies.

For Lamp Specifications and Ordering Information see next page.

WAC Lighting

www.waclighting.com

Phone (800) 526.2588 • Fax (800) 526.2585

Headquarters/Eastern Distribution Center

44 Harbor Park Drive • Port Washington, NY 11050

Phone (516) 515.5000 • Fax (516) 515.5050

Western Distribution Center

1750 Archibald Avenue • Ontario, CA 91760

Phone (800) 526.2588 • Fax (800) 526.2585

RHEA – model: G599

European Collection Glass Pendant

WAC LIGHTING
Responsible Lighting®

SOCKET SET and LAMP INFORMATION

LED

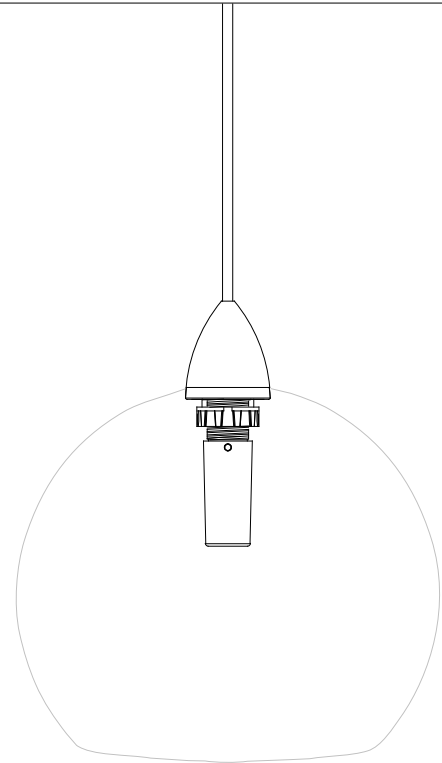
Lamp: LEDme® (included)
Power: 4W
Lumens: 330
Color Temperature: 3000K
CRI: 85

- May be dimmed w/electronic low voltage (ELV) dimmer
- Threaded ring used to secure shade to socket
- 30,000 hour rated life
- Energy efficient
- No projected Ultraviolet or Infrared radiation

Low Voltage

Lamp: 12V Halogen JC-50 (included)
Power: 50W max

- May be dimmed
- Lamp shield secures shade to socket
- Includes 12V, 50W halogen bi-pin
- 20W and 35W lamps available (order separately)



System	Model	Lamp- ing	Shade Finish	Socket Finish
MP Canopy	LED599	LED	BL Blue	BN Brushed Nickel
QP Quick Connect™	599	Xenon	WT White	CH Chrome
				DB Dark Bronze

Example: **MP-LED599-BL/CH**

Canopy models (MP) include Quick Adjust™ canopy
Quick Connect™ (QP) models require additional adapter

System Model # Color Finish

 - /

Example: **MP-LED599-BL/CH**

SHADE COLORS

BL - Blue



WT - White



SOCKET FINISHES

BN - Brushed Nickel



CH - Chrome



DB - Dark Bronze



WAC Lighting
www.waclighting.com
Phone (800) 526.2588 • Fax (800) 526.2585





Headquarters/Eastern Distribution Center
44 Harbor Park Drive • Port Washington, NY 11050
Phone (516) 515.5000 • Fax (516) 515.5050

Western Distribution Center
1750 Archibald Avenue • Ontario, CA 91760
Phone (800) 526.2588 • Fax (800) 526.2585

RHEA – model: G599

European Collection Glass Pendant

QUICK CONNECT™ ADAPTERS (order one per fixture)

Solorail™	Model #	Finish	Duorail™	Model #	Finish
	LM-QADP	BN CH DB		LM2-QADP	BN CH DB
Flexrail1™	Model #	Finish	120V Track	Model #	Finish
	HM1-EN50	DB PT		EN-LQ50AR EN-HQ50AR EN-JQ50AR	BK BN DB WT

ORDER NUMBER




Model # – Finish

Example: **LM-QADP-BN**

QUICK CONNECT™ CANOPIES with INTEGRAL DRIVER

			
Model # QMP-60ERN	Model # QMP-G1RN	Model # QMP-G3RN	Model # QMP-G3RE
Finish BN CH DB	Finish MR	Finish MR	Finish MR

QUICK CONNECT™ CANOPIES for use with REMOTE TRANSFORMER

		
Model # QMP-MI-TR	Model # QMP-1RN-TR	Model # QMP-1SQ-TR
Finish BN CH DB	Finish BN CH DB	Finish BN CH DB

ORDER NUMBER

Model # – Finish

Example: **QMP-60ERN-BN**

FINISHES

BK - Black	BN - Brushed Nickel	CH - Chrome	DB - Dark Bronze	MR - Mirror	PT - Platinum	WT - White
						

WAC Lighting
www.waclighting.com
Phone (800) 526.2588 • Fax (800) 526.2585

Headquarters/Eastern Distribution Center
44 Harbor Park Drive • Port Washington, NY 11050
Phone (516) 515.5000 • Fax (516) 515.5050

Western Distribution Center
1750 Archibald Avenue • Ontario, CA 91760
Phone (800) 526.2588 • Fax (800) 526.2585