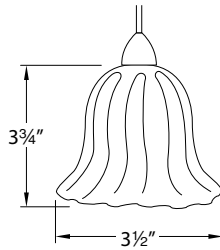


# FLORENTINE– model: G531

## European Collection Glass Pendant



Fixture Type:

Catalog Number:

Project: \_\_\_\_\_

Location: \_\_\_\_\_

### PRODUCT DESCRIPTION

Mouth blown Italian piastra glass sculpted by hand to create a flowing and ruffled form, the Florentine pendant depicts a delicate flared floral profile with design diversity well suited for a broad range of interior applications.

### FEATURES

- LED, Low Voltage and Line Voltage options available
- Can be used on canopies, all Quick Connect™ systems and line voltage rail and track systems
- All socket sets include 72" wire that may be cut in the field
- 5 year WAC Lighting product warranty
- UL & CUL Listed

### CONSTRUCTION

- **Shade:** Frosted piastra glass
- **LED Socket Set:** Aluminum w/acrylic diffuser
- **Low and Line Voltage Socket Set:** Machined aluminum w/frosted glass shield
- **MP Canopy:** Steel
- **Adapters – Solorail™, Duorail™:** Copper
- **Adapters – 120V Track, Linear Track, Flexrail1 and 2:** Polycarbonate

### COMPATIBLE SYSTEMS

#### Canopy (MP)

LED or Low Voltage halogen lamp options

Includes:

- Shade
- Quick Adjust™ Canopy (shown)
- Socket Set
- Lamp



The patent pending Quick Adjust™ Canopy has an adjustable cable that stores inside the canopy housing for easy in-field height adjustments.

**Sold as a complete unit with a single Order Number, no adapters needed.**

#### Quick Connect™ (QP)

LED or Low Voltage halogen lamp options

Includes:

- Shade
- Threaded Male Connector (shown)
- Socket Set
- Lamp



For use on Linear Track, 120V Track, Solorail™, Duorail™, Flexrail1™ and Flexrail2™ with proper Quick Connect™ adapter (sold separately).

Can also be used on any Quick Connect™ Canopy (sold separately) no adapter needed.

**Threaded Male Connector easily joins with all Quick Connect™ Adapters and Canopies.**

#### Line Voltage Rail and Track

Line Voltage xenon lamp

Includes:

- Shade
- Adapter to Rail or Track
- Socket Set
- Lamp

For use with 120V H, L and J single circuit track and J2 two circuit track systems and Flexrail1™ and Flexrail2™ rail systems.

**Sold as a complete unit with a single Order Number, adapter included.**

For Lamp Specifications and Ordering Information see next page.

#### WAC Lighting

www.waclighting.com

Phone (800) 526.2588 • Fax (800) 526.2585

#### Headquarters/Eastern Distribution Center

615 South Street • Garden City, NY 11530

Phone (516) 515.5000 • Fax (516) 515.5050

#### Western Distribution Center

168 Brea Canyon Road • City of Industry, CA 91789

Phone (800) 526.2588 • Fax (800) 526.2585

# FLORENTINE– model: G531

## European Collection Glass Pendant

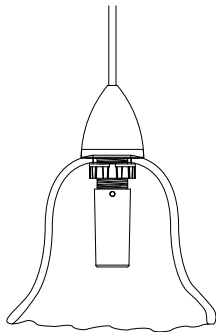


### SOCKET SET and LAMP INFORMATION

#### LEDme®

LED: 12V/5W, 230 lumens, 3500K, CRI 75 (included)

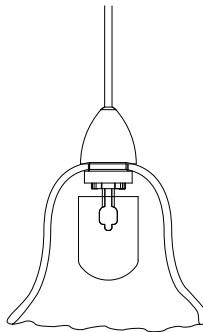
- May be dimmed w/electronic low voltage (ELV) dimmer
- Threaded ring used to secure shade to socket
- 30,000 hour rated life
- Energy efficient
- No projected Ultraviolet or Infrared radiation



#### Low Voltage

Lamp: 12V/50W max, halogen JC-50 (included)

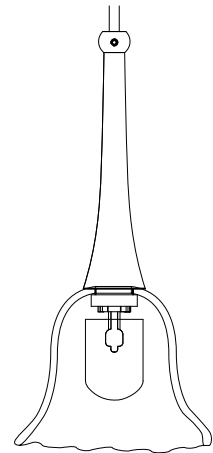
- May be dimmed
- Lamp shield secures shade to socket
- Includes 12V, 50W halogen bi-pin
- 20W and 35W lamps available (order separately)



#### Line Voltage

Lamp: 120V/50W max, xenon JCD-50X (included)

- May be dimmed
- Lamp shield used to secure shade to socket
- Includes 120V, 50W halogen lamp



### ORDER NUMBER

#### LEDme®

System	Model #	Shade Color	Finish
<b>MP-LED</b> Canopy	<b>531</b>	<b>FR</b>	<b>BN</b>
<b>QP-LED</b> Quick Connect™			<b>CH</b> <b>DB</b>

Canopy (**MP**) models ordered as complete unit.

Quick Connect™ (**QP**) models must be ordered with an adapter or canopy, see next page for ordering info.

#### Low Voltage

System	Model #	Shade Color	Finish
<b>MP-</b> Canopy	<b>531</b>	<b>FR</b>	<b>BN</b>
<b>QP</b> Quick Connect™			<b>CH</b> <b>DB</b>

#### Line Voltage

System	Model #	Shade Color	Finish
<b>HM1-</b> Flexrail1™	<b>531</b>	<b>FR</b>	<b>DB</b>
<b>HM-</b> Flexrail2™			<b>PT</b>
<b>LTK-</b> L Track			<b>BN</b>
<b>HTK-</b> H Track			<b>DB</b>
<b>JTK-</b> J/J2 Track			

All Line Voltage models ordered as complete unit, adapter included.

System  Model #  - Color  / Finish

Example: **MP-LED531-FR/BN**

### SHADE COLORS

**FR**-Frosted



### FINISHES

**BN**-Brushed Nickel



**CH**-Chrome



**DB**-Dark Bronze



**PT**-Platinum



### WAC Lighting

www.waclighting.com

Phone (800) 526.2588 • Fax (800) 526.2585

### Headquarters/Eastern Distribution Center

615 South Street • Garden City, NY 11530

Phone (516) 515.5000 • Fax (516) 515.5050

### Western Distribution Center







168 Brea Canyon Road • City of Industry, CA 91789

Phone (800) 526.2588 • Fax (800) 526.2585

# FLORENTINE– model: G531

## Quick Connect™ Adapters and Canopies

### QUICK CONNECT™ ADAPTERS (order one per fixture)

Solorail™	Model #	Finish	Duorail™	Model #	Finish	Linear	Model #	Finish
	<b>LM-QADP</b>	<b>BN CH DB</b>		<b>LM2-QADP</b>	<b>BN CH DB</b>		<b>SADP</b>	<b>BK BN WT</b>
Flexrail1™	Model #	Finish	Flexrail2™	Model #	Finish	120V Track	Model #	Finish
	<b>HM1-EN50</b>	<b>DB PT</b>		<b>HM-EN50</b>	<b>DB PT</b>		<b>EN-LQ50AR EN-HQ50AR EN-JQ50AR</b>	<b>BK BN DB WT</b>

### ORDER NUMBER




Model #  – Finish

Example: **LM-QADP-BN**

### QUICK CONNECT™ CANOPIES with INTEGRAL DRIVER

							
Model #	Finish	Model #	Finish	Model #	Finish	Model #	Finish
<b>QMP-60ERN</b>	<b>BN CH DB</b>	<b>QMP-G1RN</b>	<b>FR MR</b>	<b>QMP-G3RN</b>	<b>FR MR</b>	<b>QMP-G3RE</b>	<b>FR MR</b>

### QUICK CONNECT™ CANOPIES for use with REMOTE TRANSFORMER

			
Model #	Finish	Model #	Finish
<b>QMP-MI-TR</b>	<b>BN CH DB</b>	<b>QMP-1RN-TR</b>	<b>BN CH DB</b>
<b>QMP-1SQ-TR</b>	<b>BN CH DB</b>		

### ORDER NUMBER

Model #  – Finish

Example: **QMP-60ERN-BN**

### FINISHES

<b>BK-Black</b>	<b>BN-Brushed Nickel</b>	<b>CH-Chrome</b>	<b>DB-Dark Bronze</b>	<b>FR-Frosted</b>	<b>MR-Mirror</b>	<b>PT-Platinum</b>	<b>WT-White</b>
							

WAC Lighting  
www.waclighting.com  
Phone (800) 526.2588 • Fax (800) 526.2585

Headquarters/Eastern Distribution Center  
615 South Street • Garden City, NY 11530  
Phone (516) 515.5000 • Fax (516) 515.5050

Western Distribution Center  
168 Brea Canyon Road • City of Industry, CA 91789  
Phone (800) 526.2588 • Fax (800) 526.2585