

# CREAMERY – model: G408

## Americana Collection

# WAC LIGHTING

## Responsible Lighting®



Fixture Type:

Catalog Number:

Project: \_\_\_\_\_

Location: \_\_\_\_\_

### PRODUCT DESCRIPTION

Perfect for creating a warm, intimate ambiance, the Creamery pendant features mouth blown, two-layered cased glass that evokes style and glamour and is perfect for creating an alluring, romantic atmosphere.

### FEATURES

- Available in LED only
- Can be used on canopies, all Quick Connect™ systems and line voltage rail and track systems
- All socket sets include 72" wire that may be cut in the field
- Dimmable
- 5 year WAC Lighting product warranty
- UL & CUL Listed

### CONSTRUCTION

- **Shade:** Mouth blown glass with iridescent luster
- **LED Socket Set:** Aluminum w/clear glass lens
- **MP Canopy:** Steel
- **Adapters – Solorail™, Duorail™:** Copper
- **Adapters – 120V Track, Linear Track, Flexrail1 and 2:** Polycarbonate

### COMPATIBLE SYSTEMS

#### Canopy (MP)

LED light source

Includes:

- Shade
- Quick Adjust™ Canopy (shown)
- Socket Set
- Lamp



The patent pending Quick Adjust™ Canopy has an adjustable cable that stores inside the canopy housing for easy in-field height adjustments.

**Sold as a complete unit with a single Order Number, no adapters needed.**

#### Quick Connect™ (QP)

LED light source

Includes:

- Shade
- Threaded Male Connector (shown)
- Socket Set
- Lamp



For use on Linear Track, 120V Track, Solorail™, Duorail™, Flexrail1™ and Flexrail2™ with proper Quick Connect™ adapter (sold separately).

Can also be used on any Quick Connect™ Canopy (sold separately) no adapter needed.

**Threaded Male Connector easily joins with all Quick Connect™ Adapters and Canopies.**

**For Lamp Specifications and Ordering Information see next page.**

waclighting.com

Phone (800) 526.2588

Fax (800) 526.2585

Headquarters/Eastern Distribution Center

44 Harbor Park Drive

Port Washington, NY 11050

Central Distribution Center

1600 Distribution Ct

Lithia Springs, GA 30122

Western Distribution Center







1750 Archibald Avenue

Ontario, CA 91760

# CREAMERY – model: G408

## Americana Collection

### QUICK CONNECT™ ADAPTERS (order one per fixture)






Solorail™	Model #	Finish	Duorail™	Model #	Finish	Linear	Model #	Finish
	<b>LM-QADP</b>	<b>BN</b> <b>CH</b> <b>DB</b>		<b>LM2-QADP</b>	<b>BN</b> <b>CH</b> <b>DB</b>		<b>SADP</b>	<b>BK</b> <b>BN</b> <b>WT</b>
Flexrail1™	Model #	Finish	Flexrail2™	Model #	Finish	120V Track	Model #	Finish
	<b>HM1-EN50</b>	<b>DB</b> <b>PT</b>		<b>HM-EN50</b>	<b>DB</b> <b>PT</b>		<b>EN-LQ50AR</b> <b>EN-HQ50AR</b> <b>EN-JQ50AR</b>	<b>BK</b> <b>BN</b> <b>DB</b> <b>WT</b>

### ORDER NUMBER

Model #  - Finish

Example: **LM-QADP-BN**




### QUICK CONNECT™ CANOPIES with INTEGRAL DRIVER

									
Model #	Finish	Model #	Finish	Model #	Finish	Model #	Finish	Model #	Finish
<b>QMP-60ERN-1</b>	<b>AB</b> <b>BN</b> <b>CH</b>	<b>QMP-60ERN</b>	<b>BN</b> <b>CH</b> <b>DB</b>	<b>QMP-G1RN</b>	<b>FR</b> <b>MR</b>	<b>QMP-G3RN</b>	<b>FR</b> <b>MR</b>	<b>QMP-G3RE</b>	<b>FR</b> <b>MR</b>

*Includes collar for shallow junction boxes*

*Includes collar for shallow junction boxes*

### QUICK CONNECT™ CANOPIES for use with REMOTE TRANSFORMER

			
Model #	Finish	Model #	Finish
<b>QMP-MI-TR</b>	<b>BN</b> <b>CH</b> <b>DB</b>	<b>QMP-1RN-TR</b>	<b>BN</b> <b>CH</b> <b>DB</b>
		<b>QMP-1SQ-TR</b>	<b>BN</b> <b>CH</b> <b>DB</b>

### ORDER NUMBER

Model #  - Finish

Example: **QMP-60ERN-BN**

### FINISHES

<b>AB</b> - Antique Bronze	<b>BK</b> - Black	<b>BN</b> - Brushed Nickel	<b>CH</b> - Chrome	<b>DB</b> - Dark Bronze	<b>FR</b> - Frosted	<b>MR</b> - Mirror	<b>PT</b> - Platinum	<b>WT</b> - White
